

# Spit Hit M Hammer Screw Anchor

Pre-expansion design guarantees correct installation - demountable, quick through fixing for all types of masonry

Code	Description	Anchor Ø	Length	Max Fixture	Box Qty
SPIT5X27	5-5-27P	5mm	27mm	5mm	200
SPIT5X37	5-15-37P	5mm	37mm	15mm	200
SPIT5X32	6-5-32P	6mm	32mm	5mm	200
SPIT6X39	6-12-39P	6mm	39mm	12mm	100
SPIT6X52	6-25-52P	6mm	52mm	25mm	100
SPIT6X67	6-40-67P	6mm	67mm	40mm	100
SPIT8X42	8-10-42P	8mm	42mm	10mm	100
SPIT8X62	8-30-62V	8mm	62mm	30mm	100
SPIT8X92	8-60-92V	8mm	92mm	60mm	100
SPIT8X112	8-80-112V	8mm	112mm	80mm	100
SPIT8X132	8-99-132V	8mm	132mm	99mm	100

NB P = flat sleeve head, V = countersunk sleeve head



## Spit Hit M S / Steel A4-316 Drive Screw

Code	Description	Anchor Ø	Length	Max Fixture	Box Qty
S	6-5-30P	6mm	30mm	5mm	200
S	6-25-50P	6mm	50mm	25mm	100
S	6-40-65P	6mm	65mm	40mm	100
S	8-10-40P	8mm	40mm	10mm	100
S	8-30-60P	8mm	60mm	30mm	100
S	8-60-90P	8mm	90mm	60mm	100

The innovative design ensures the product can be hammered all the way into the hole without pre-expansion  
Countersunk sleeve protects the item being fixed for 8mm diameter

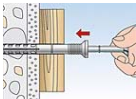
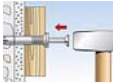
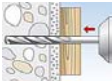
Demountable

Wide collar ensures tight fixing

Saw tooth thread making it easy to drive in and unscrew

Through fixing lowers in place costs

The only hammer screw designed to work in both solid and hollow substrates



		Anchor Ø	Length	Max Fixture	Box Qty
HS530	Nylon Hammerfix Screw	5mm	30mm	5mm	200
HS550	Nylon Hammerfix Screw	5mm	50mm	25mm	200
HS640	Nylon Hammerfix Screw	6mm	40mm	5mm	200
HS650	Nylon Hammerfix Screw	6mm	50mm	25mm	200
HS660	Nylon Hammerfix Screw	6mm	60mm	35mm	200
HS680	Nylon Hammerfix Screw	6mm	80mm	55mm	200
HS860	Nylon Hammerfix Screw	8mm	60mm	25mm	200
HS880	Nylon Hammerfix Screw	8mm	80mm	40mm	100
HS8100	Nylon Hammerfix Screw	8mm	100mm	60mm	100
HS8120	Nylon Hammerfix Screw	8mm	120mm	80mm	100
HS8135	Nylon Hammerfix Screw	8mm	135mm	95mm	100
HS640LF	Collared Nylon Hammerfix Screw	6mm	40mm	5mm	200

